



What
is the
best way to
study the Bible?



READ MANY BOOKS ABOUT
THE BIBLE?




STUDY NON-STOP UNTIL YOU
DROP?



ACCEPT EVERYTHING YOU'RE
TOLD?

OPEN GOD'S WORD
AND
LET THE HOLY SPIRIT
REVEAL GOD'S TRUTH'S TO YOU!!



But as it is written, Eye hath not seen, nor ear heard, neither have entered into the heart of man, the things which God hath prepared for them that love Him. But God hath revealed them unto us by His Spirit: for the Spirit searcheth all things, yea, the deep things of God. For what man knoweth the things of a man, save the spirit of man which is in him? even so the things of God knoweth no man, but the Spirit of God. Now we have received, not the spirit of the world, but the spirit which is of God; that we might know the things that are freely given to us of God.

I Corinthians 2:9-12

BOOKS OF THE BIBLE

PENTATEUCH

Genesis
Exodus
Leviticus
Numbers
Deuteronomy

HISTORY

Joshua
Judges
Ruth
I, II Samuel
I, II Kings
I, II Chronicles
Ezra
Nehemiah
Esther
Acts

POETRY

Job
Psalms
Proverbs
Ecclesiastes
Song Of Solomon

MINOR PROPHETS

Hosea
Joel
Amos
Obadiah
Jonah
Micah
Nahum
Habakkuk
Zephaniah
Haggai
Zechariah
Malachi

MAJOR PROPHETS

Isaiah
Jeremiah
Lamentations
Ezekiel
Daniel

GOSPEL

Matthew
Mark
Luke
John

EPISTLES

Romans
I, II Corinthians
Galations
Ephesians
Phillipians
Colossians
I, II Thessalonians
I, II Timothy
Titus
Philemon
Hebrews
James
I, II Peter
I, II, III John
Jude

PROPHECY

Revelation

*For I have not
shunned to declare
unto you all the
counsel of God.*

Acts 20:27

METHODS OF BIBLE STUDY

- 1) Inductive - pulling out the facts
define text...who? what? where? when? why? how?
uses observation, interpretation, and application
- 2) Deductive - starts with a premise
most topical studie-, sometimes verses are
taken out of context, tendency to gravitate to topics
most comfortable with
- 3) Springboard - starting point for study based on an opinion

Inductive Bible Study

*****ALWAYS BEGIN WITH PRAYER*****

OBSERVATION

WHAT DOES THE TEXT SAY?

Read the text many, many times

Record first impressions

Record words and phrases that are repeated(lists)

INTERPRETATION

WHAT DOES THE TEXT MEAN?

Interpret literally

Study in context

Let Scripture interpret Scripture

Exhaust the text first(before using any helps)

APPLICATION

HOW SHOULD I RESPOND?

Examples to follow?

Promises to believe?

Sin to forsake?

Commands to obey?

Errors to avoid?

Actions to take?

**Study to show thyself approved unto God, a workman that needeth not to be
ashamed, rightly dividing the Word of Truth.**

2 Timothy 2:15

FORMULATING INDUCTIVE QUESTIONS

Writing inductive questions is a skill that will improve with practice. You must begin with a thorough study of the text you are studying. As you ask these questions, the class will find what you found in your own study. A quick study will lead to a brief surface question and answer period in your classroom that will not lead to the strong truths found in God's Word. You want to do a thorough study of the passage that will encourage the children to knowing God and applying His truths to their lives. This will take time and effort on your part, but oh how sweet the fruit! You also want to encourage children to be imitators of the Bereans...*"These were more noble than those in Thessalonica in that they received the Word with all readiness of mind, and searched the scriptures daily, whether those things were so."* Acts 17:11

- 1) Study for yourself first, then others:
 - What does God want to teach me?
 - What can we all learn for our lives?
- 2) Look over your lists and note any points you want to include.
- 3) Determine the main theme of the passage.
 - Your questions should lead to a discovery of the major points and an application to individual lives.
- 4) Your preparation has already revealed the stream of thought and your questions will reflect that.
- 5) Start with overall questions (passage as a whole)
- 6) Through your questions, you will be able to go through the passage in sequence
- 7) Prepare three types of questions:
 - Observation - facts only
 - Interpretation - meaning of facts
 - Applications - response to the meaning of facts

Charting is a very useful tool when studying inductively

MARK 6:45-52

45 And immediately He made His disciples get into the boat and go ahead of Him to the other side to Bethsaida, while He Himself was sending the multitude away.

46 And after bidding them farewell, He departed to the mountain to pray.

47 And when it was evening, the boat was in the midst of the sea, and He was alone on the land.

48 And seeing them straining at the oars, for the wind was against them, at about the fourth watch of the night, He came to them, walking on the sea; and He intended to pass by them.

49 But when they saw Him walking on the sea, they supposed that it was a ghost, and cried out;

50 for they all saw Him and were frightened. But immediately He spoke with them and said to them, "Take courage; it is I, do not be afraid."

51 And He got into the boat with them, and the wind stopped; and they were greatly astonished,

52 for they had not gained any insight from the incident of the loaves, but their heart was hardened.

SAMPLE QUESTIONS

MARK 6:45-52

- 45 1) Who is He?
- 2) What did He do?
- 3) When did He tell them?
- 4) Where did He tell the disciples to go?
- 5) What did He do then?
- 6) Who are the multitude?
- 7) How do you respond when God is telling you to do something?
- 46 8) Who is the them?
- 9) Where did He go?
- 10) What did He do on the mountain?
- 11) Why did He go to the mountain to pray?
- 12) How can you get time alone to pray?
- 47 13) What time is it in this verse?
- 14) Where was the boat?
- 15) Where was Jesus?
- 48 16) What did Jesus see?
- 17) Who was in the boat?
- 18) What were they doing?
- 19) Why were they doing it?
- 20) What did Jesus do?
- 21) When did Jesus do it?
- 22) Why did Jesus do it?
- 23) How did Jesus do it?
- 24) Who will help you in times of trouble?
- 49 25) What did the disciples see?
- 26) Who did they think it was?
- 27) What did they do when they saw this?
- 28) Why were they afraid?

- 50 29) How did the disciples feel when they saw Him?
 30) What did Jesus do?
 31) What did Jesus say?
 32) When did Jesus do it?
 33) Why did He tell the disciples to not be afraid?
 34) What can you do when you are afraid?
- 51 35) Where did Jesus go?
 36) What happened when He went?
 37) When did the wind cease?
 38) How did the disciples respond?
 39) How do respond to what Jesus does in your life?
 40) How were they amazed?
- 52 41) Why were they amazed?
 42) Why did they not understand about the loaves?
 43) How can we keep our hearts from being hardened?
 44) What can we do to understand the ways that Jesus works?

These are sample questions. Your questions will vary depending on the age you are teaching and the passage you are teaching. This method does get easier with practice!!! Always encourage the children to look at the Bible passage when answering the questions. Encourage more than one child to answer when appropriate. Ask the children to think up questions of their own. As you use the inductive study method in your classroom, the children will start to use this method by themselves. You will be amazed at the fruit of your effort, and will be blessed by seeing the spiritual growth of the children!

All Scripture is given by inspiration of God,

and is profitable for doctrine, reproof, for correction, for instruction in righteousness:

That the man of God be perfect, thoroughly furnished unto all good works.

II Timothy 3:16,17