

# Train Up A Child 5th Grade

**Teaching Fifth Graders the importance of God's  
Word in their lives, how to apply it.**



**Children's Ministry Seminar  
1998**

Calvary Chapel Downey  
by Kerry and Peggy Miller

## 5th Grade Sunday School

We believe that 5th grade is a good age to learn the importance of God's word and how to apply it to our everyday life. Therefore, we encourage students to bring their own Bible to class each week so that they become comfortable with opening it up and reading from it. The Sunday School lesson is always taken from scripture.

1. Memory verses are a good way to write God's word on the heart. We encourage the students to tell us what the verse means, as well as what it says.
2. Students are encouraged, but not forced, to take turns reading the scriptures that apply to the day's lesson. If they read it themselves, they will remember it better. The teacher's goal is to make the lesson applicable to today's student. It needs to reach them on their level. This might require some time and thought on your part!
3. Notes may be taken during the lesson for use on a quiz that can be given the following week. If your class does not have consistent attendance from week to week, a quiz may be given the same day, at the end of class. It may be helpful to offer some type of reward for participation (i.e. ribbons, certificates, points, candy). Since they are allowed to use their notes from the previous week, this may help them remember to bring their Bible.
4. If you are of the artistic persuasion (or you have a helper that is) it can be fun to illustrate the story on the chalkboard as it is being taught. This helps to reinforce what is being taught, and can make it much more memorable.
5. The main objective is for the students to know that God can talk to them everyday through His word, and that these stories that were written thousands of years ago still have relevance for their lives (as well as ours) today. Giving examples from your own personal life that fit the lesson being taught is a great attention getter.

## OUTLINE

1. Puzzles are available to work on while students are arriving, and the memory verse is on the board for those who want to learn it.
2. Open with praise reports and prayer.
  - a. Praise Reports - What has God done in your life this week?
  - b. Prayer - Thank God for praise reports, ask for His presence in your class.
3. Worship time - if you can find a high schooler who plays guitar, this will encourage participation in worship. Peer pressure is coming on strong, but if you get them singing early in the year (right out of 4th grade) they may stick with it.
4. Lesson - be prepared, be excited, show them you care! Confusion opens the door for disorder in the classroom.
5. Quiz - have a helper jot down questions while the lesson is being taught.
6. Game - if time permits, have a competition that involves questions from prior lessons.
7. Close - take prayer requests and encourage the students to pray for each other throughout the week.

# GAMES

## WORD DRILL

This is a game that teaches the student how to use their Bible (the Sword of the Spirit). Each student needs a Bible for this game.

1. Students are given a list of scriptures (book, chapter and verse) and a topic (see attached example).
2. Each scripture in the list will contain what the topic is looking for. Students are asked to write down only the topic, not the whole scripture.
3. Time can be set for the entire list (i.e. 10 minutes), or each scripture can be timed separately (i.e. 1 minute each or less depending on the how well they do). The time is cut down as the students get faster.
4. This game can be done on an individual basis (trying to improve your own time), as an individual competition (who can get the most in the least amount of time), as a team competition (girls against boys).

## BASEBALL

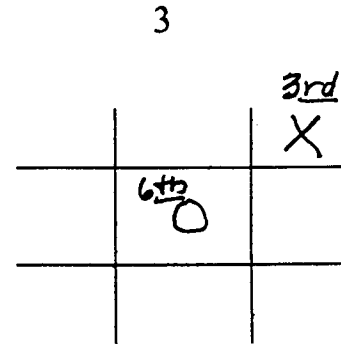
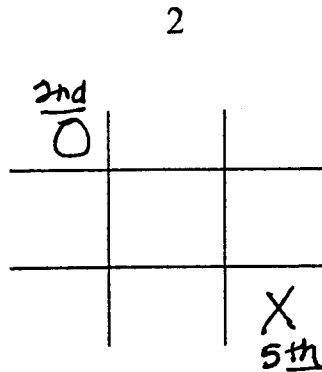
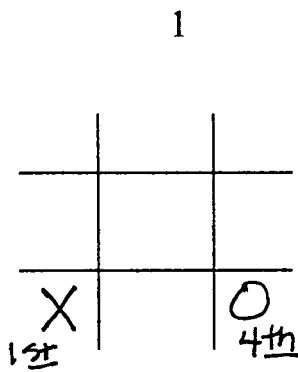
You will need a chalkboard, small “soft” ball (hacky sacks work well), and plenty of room for throwing.

1. Draw a baseball diamond on the chalkboard, designating specific areas for singles, doubles, triples, homeruns and outs (see example attached).
2. Pick two teams. (It’s best to mix the boys and the girls in this game).
3. Questions from the lesson or a game booklet are asked. A correct answer gets to go to the plate and bat (throw the ball at the board). An incorrect answer is an automatic out. Hitting the ceiling or missing the board is a strike.

# TIC-TAC-TOE

This is a new twist on an old game. You use three tic-tac-toe boards at the same time, and rotate which one you place your X or O on.

1. First pick two teams.
2. Ask questions from prior lessons or from a game booklet.
3. A correct answer gets to place their teams X or O on the first game board. Ask questions to alternate teams, and for each correct answer, place an X or O on the following game board.



## **SWORD DRILL**

Things found in heaven

1. Genesis 7:11 \_\_\_\_\_

2. Revelation 15:5 \_\_\_\_\_

3. I Peter 1:4 \_\_\_\_\_

4. Deuteronomy 33:13 \_\_\_\_\_

5. Luke 19:38 \_\_\_\_\_

6. II Samuel 22:8 \_\_\_\_\_

7. Job 26:11 \_\_\_\_\_

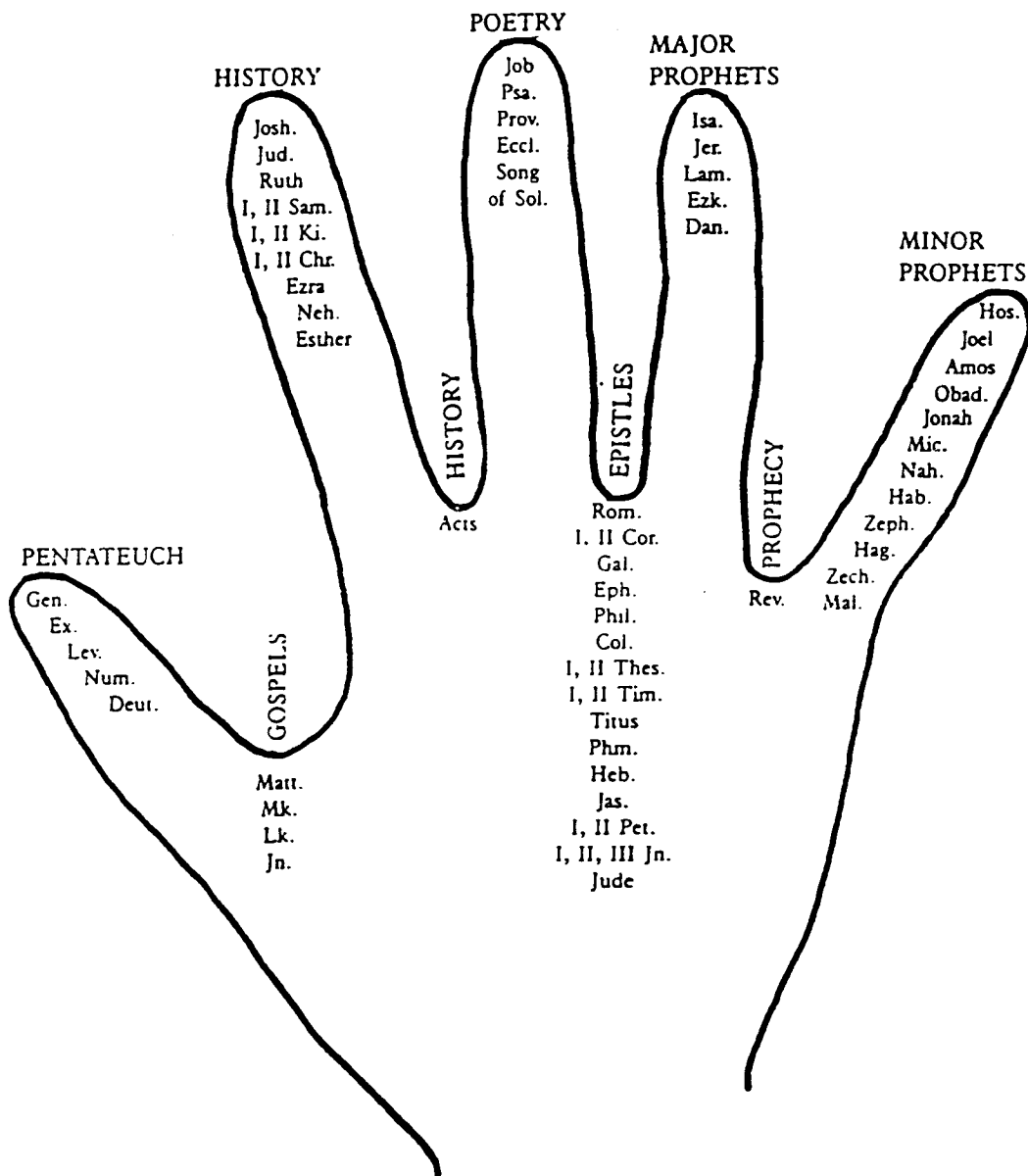
8. Psalm 78:23 \_\_\_\_\_

9. Isaiah 66:1 \_\_\_\_\_

10. Ezekiel 32:8 \_\_\_\_\_

Bonus:  
Matthew 5:12 \_\_\_\_\_

A handy guide for memorizing the Books of the Bible:



**BASEBALL**

